


# BECOME A JUNIOR RANGER!



## HERE'S HOW:

1. Visit any Florida State Park and ask for a Junior Ranger Kit.
2. Complete the 6 CORE Activities from the kit.
3. Turn in the 6 CORE Activities to the park staff.
4. Recite the Junior Ranger Pledge to receive your Certificate, Member ID Card and the Official Junior Ranger PASSPORT!
5. Complete more activities to earn stamps in your PASSPORT.
6. Turn in your completed PASSPORT to receive your Official Junior Ranger Badge, Patch or Pin!




Questions? Ask a Park Ranger or visit  
[www.floridastateparks.org](http://www.floridastateparks.org)

Ready to Explore ...the Real Florida<sup>SM</sup> ?



**FLORIDA**  
State Parks  
...the Real Florida<sup>SM</sup>





CORE / NATURAL / CULTURAL / RECREATION / SERVICE



FLORIDA  
State Parks  
...the Real Florida<sup>SM</sup>



# WHO ARE WE?

Name \_\_\_\_\_

Date \_\_\_\_\_ Park \_\_\_\_\_


## Service (People)



## Florida Park Service

is a family of staff (rangers, biologists and managers), business partners, citizen support groups and volunteers like you!

## Parks (Places)



## Florida State Parks

are places where people who live in Florida and visitors from around the world can come and experience  
...the Real Florida.<sup>SM</sup>

Part of the responsibility of the **Florida Park Service** is to study, preserve and protect the **parks**. This way, you and many others can recreate, in the diverse natural and cultural resources the parks have to offer, for years to come.

Now that you know a little about us, it is time to  
Explore ...the Real Florida.<sup>SM</sup>






## CORE ACTIVITY #1

### WHO ARE WE?

A logo is a symbol which represents an organization or a company.  
Color in this Florida Park Service logo by using the guide below!



### WHAT DOES THIS MEAN?

?



Let's break it down.

#### Logo Elements

#### Why?

#### Color

The State of Florida

Home to Florida State Parks



Brown

The Sun and Sky

Florida is known as the "Sunshine State"



Yellow



Light Blue

The Water

Represents the oceans, lakes, springs and rivers in Florida



Blue

The Trees

The Cabbage Palm is the official state tree of Florida



Green



Brown

The Words

Florida Park Service is the staff of people who work in parks as part of the Florida Department of Environmental Protection



Green

How many times did you spot this logo in the park you are visiting today? \_\_\_\_\_



There is more this way!





## CORE ACTIVITY #1

# WHO ARE WE?



An anagram is a word or phrase made from scrambled up letters of another word or phrase. Answer the questions below by unscrambling all the letters in the anagram. Make sure to put all the letters from the anagram above a blank space and cross out each letter from the word bank as you write it in your answer.

If you have a question about the park, what should you do?

*anagram:* **PRANK GEAR**

*answer:* Ask a \_\_\_\_\_ r

What is the official state tree of Florida?

*anagram:* **BAGEL CAMP**

*answer:* The \_\_\_\_\_ b \_\_\_\_\_ a \_\_\_\_\_



What is the place where an animal naturally lives?

*anagram:* **BAIT HAT**

*answer:* Its \_\_\_\_\_

When you visit a Florida State Park, what do you experience?

*anagram:* **RAILROAD ELF**

*answer:* The \_\_\_\_\_



## WHERE ARE WE?

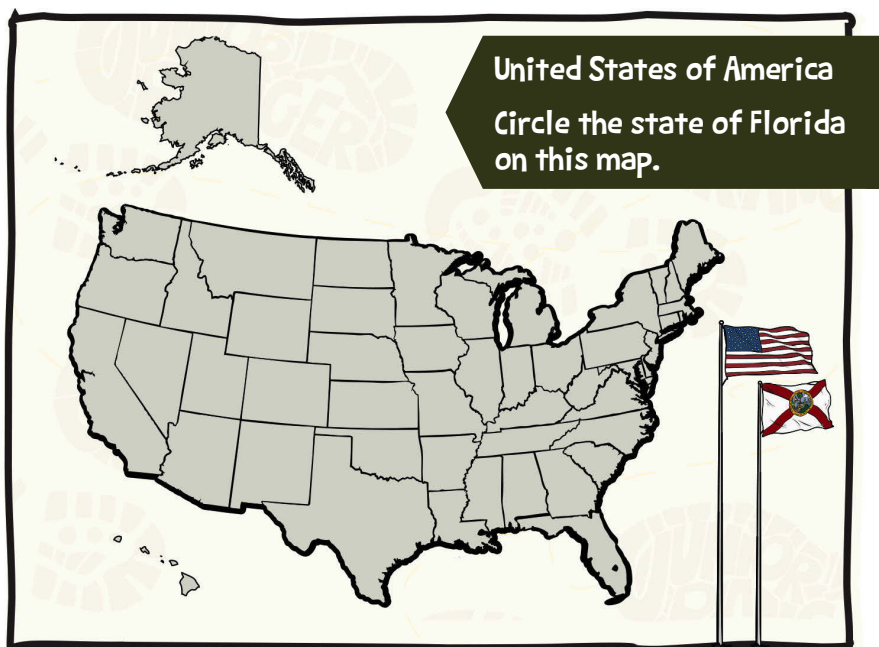
Name \_\_\_\_\_

Date \_\_\_\_\_ Park \_\_\_\_\_

The Florida Park Service supports over 170 state parks with 700,000 acres and 100 miles of white sandy beaches.

Examine the map of Florida on the next page. You will find the state of Florida separated into 4 regions: the **West, North, Central** and **South**. Each region of the state has at least 30 state parks so you never have to travel very far to visit ...*the Real Florida*.

Since state parks are scattered around the state, they represent the many different environments of Florida. If these parks were all grouped together, they would almost cover the entire state of Rhode Island!



Use the map provided on the next page to answer these questions:

1. Find and circle the park you are visiting.
2. According to the map, which region of the state are you visiting today?

3. Find and draw a triangle around the city closest to where you live or where you are staying while in Florida.

4. What are the names of three parks closest to where you live or are staying?





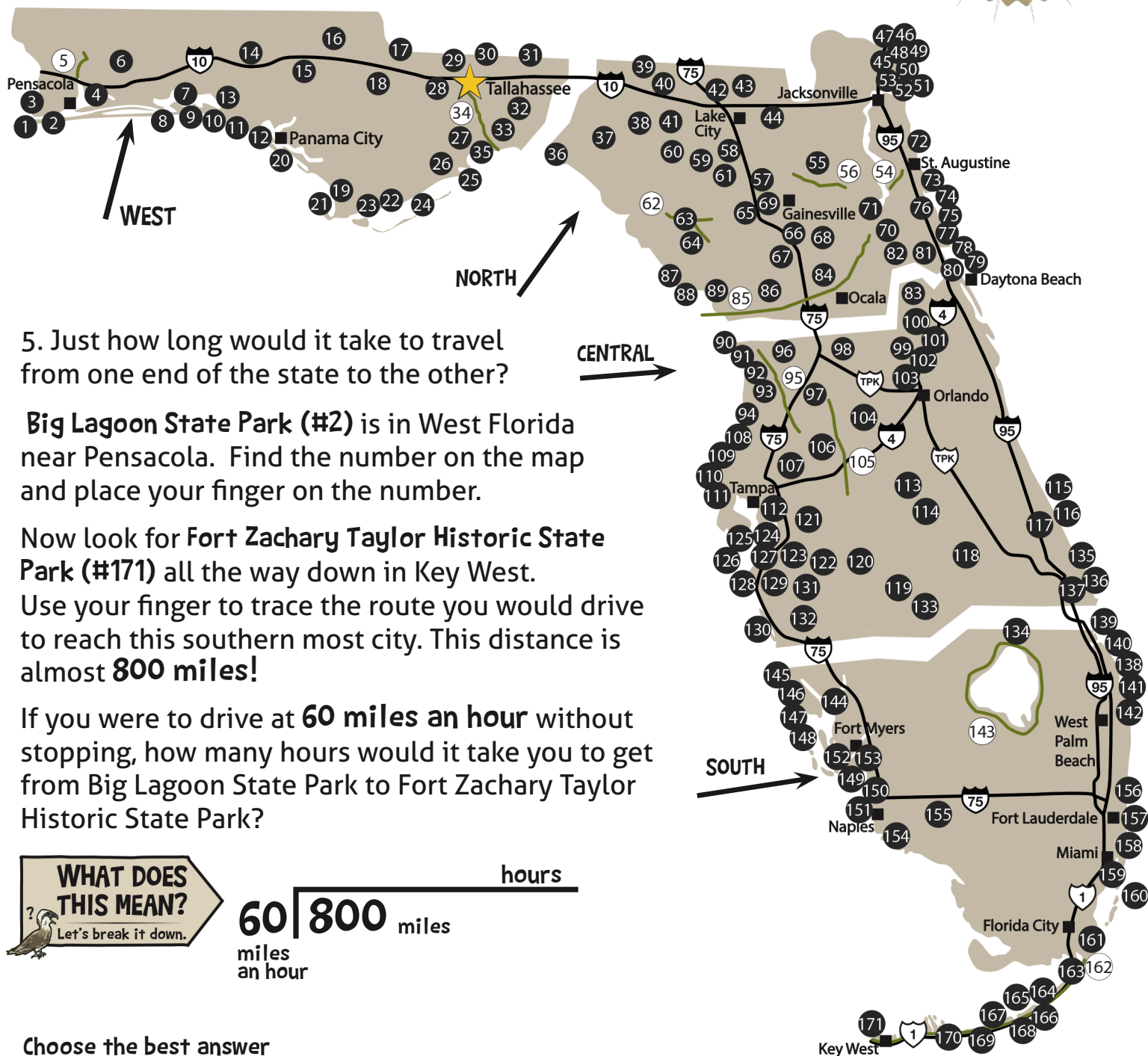

## CORE ACTIVITY #2

# WHERE ARE WE?

Use the map of Florida to answer the questions for this activity!

## MAP LEGEND

■ City ① State Park —5— State Trail —10— Interstate ★ State Capital



5. Just how long would it take to travel from one end of the state to the other?

**Big Lagoon State Park (#2)** is in West Florida near Pensacola. Find the number on the map and place your finger on the number.

Now look for **Fort Zachary Taylor Historic State Park (#171)** all the way down in Key West.

Use your finger to trace the route you would drive to reach this southern most city. This distance is almost **800 miles!**

If you were to drive at **60 miles an hour** without stopping, how many hours would it take you to get from Big Lagoon State Park to Fort Zachary Taylor Historic State Park?



60 | 800 miles  
miles an hour | hours

Choose the best answer

A. 1/2 a School Day    B. 1 School Day    C. 2 or More School Days

This is a long time to sit in the car without taking a break! Luckily there are plenty of other state parks where you can stop along the way.





## CORE ACTIVITY #2

### WHERE ARE WE?

Here is a list of all 171 the Florida State Parks and Trails!

## Florida State Parks & Trails

- 1 Perdido Key State Park
- 2 Big Lagoon State Park
- 3 Tarkiln Bayou Preserve State Park
- 4 Yellow River Marsh Preserve State Park
- 5 Blackwater Heritage State Trail
- 6 Blackwater River State Park
- 7 Fred Gannon Rocky Bayou State Park
- 8 Henderson Beach State Park
- 9 Topsail Hill Preserve State Park
- 10 Grayton Beach State Park
- 11 Deer Lake State Park
- 12 Camp Helen State Park
- 13 Eden Gardens State Park
- 14 Ponce de Leon Springs State Park
- 15 Falling Waters State Park
- 16 Florida Caverns State Park
- 17 Three Rivers State Park
- 18 Torreya State Park
- 19 Constitution Convention Museum State Park
- 20 St. Andrews State Park
- 21 T.H. Stone Memorial St. Joseph Peninsula State Park
- 22 Orman House Historic State Park
- 23 John Gorrie Museum State Park
- 24 Dr. Julian G. Bruce St. George Island State Park
- 25 Bald Point State Park
- 26 Ochlockonee River State Park
- 27 Edward Ball Wakulla Springs State Park
- 28 Lake Talquin State Park
- 29 Lake Jackson Mounds Archaeological State Park
- 30 Alfred B. Maclay Gardens State Park
- 31 Letchworth-Love Mounds Archaeological State Park
- 32 St. Marks River Preserve State Park
- 33 Natural Bridge Battlefield Historic State Park
- 34 Tallahassee-St. Marks Historic Railroad State Trail
- 35 San Marcos de Apalache Historic State Park
- 36 Econfinia River State Park
- 37 Forest Capital Museum State Park
- 38 Lafayette Blue Springs State Park
- 39 Madison Blue Spring State Park
- 40 Suwannee River State Park
- 41 Wes Skiles Peacock Springs State Park
- 42 Stephen Foster Folk Culture Center State Park
- 43 Big Shoals State Park
- 44 Olustee Battlefield Historic State Park
- 45 Pumpkin Hill Creek Preserve State Park
- 46 Fort Clinch State Park
- 47 Fernandina Plaza Historic State Park
- 48 George Crady Bridge Fishing Pier State Park
- 49 Amelia Island State Park
- 50 Big Talbot Island State Park
- 51 Little Talbot Island State Park
- 52 Fort George Island Cultural State Park
- 53 Yellow Bluff Fort Historic State Park
- 54 Palatka-to-St. Augustine State Trail
- 55 Mike Roess Gold Head Branch State Park
- 56 Palatka-to-Lake Butler State Trail
- 57 San Felsaco Hammock Preserve State Park
- 58 O'Leno State Park
- 59 Ichetucknee Springs State Park
- 60 Troy Spring State Park
- 61 River Rise Preserve State Park
- 62 Nature Coast State Trail
- 63 Fanning Springs State Park
- 64 Manatee Springs State Park
- 65 Dudley Farm Historic State Park
- 66 Paynes Prairie Preserve State Park
- 67 Price's Scrub
- 68 Marjorie Kinnan Rawlings Historic State Park
- 69 Devil's Millhopper Geological State Park
- 70 Dunns Creek State Park
- 71 Ravine Gardens State Park
- 72 Fort Mose Historic State Park
- 73 Anastasia State Park
- 74 Faver-Dykes State Park
- 75 Washington Oaks Gardens State Park
- 76 Bulow Plantation Ruins Historic State Park
- 77 Gamble Rogers Memorial State Recreation Area at Flagler Beach
- 78 North Peninsula State Park
- 79 Bulow Creek State Park
- 80 Addison Blockhouse Historic State Park
- 81 Tomoka State Park
- 82 Haw Creek Preserve State Park
- 83 De Leon Springs State Park
- 84 Silver Springs State Park



There is more this way!





## CORE ACTIVITY #2

### WHERE ARE WE?

- 85 Marjorie Harris Carr Cross Florida Greenway
- 86 Rainbow Springs State Park
- 87 Cedar Key Scrub State Reserve
- 88 Cedar Key Museum State Park
- 89 Waccasassa Bay Preserve State Park
- 90 Crystal River Archaeological State Park
- 91 Crystal River Preserve State Park
- 92 Ellie Schiller Homosassa Springs Wildlife State Park
- 93 Yulee Sugar Mill Ruins Historic State Park
- 94 Weeki Wachee Springs State Park
- 95 Withlacoochee State Trail
- 96 Fort Cooper State Park
- 97 Dade Battlefield Historic State Park
- 98 Lake Griffin State Park
- 99 Lower Wekiva River Preserve State Park
- 100 Hontoon Island State Park
- 101 Blue Spring State Park
- 102 Rock Springs Run State Reserve
- 103 Wekiwa Springs State Park
- 104 Lake Louisa State Park
- 105 General James A. Van Fleet State Trail
- 106 Colt Creek State Park
- 107 Hillsborough River State Park
- 108 Werner-Boyce Salt Springs State Park
- 109 Anclote Key Preserve State Park
- 110 Honeymoon Island State Park
- 111 Caladesi Island State Park
- 112 Ybor City Museum State Park
- 113 Allen David Broussard Catfish Creek Preserve State Park
- 114 Lake Kissimmee State Park
- 115 Indian River Lagoon Preserve State Park
- 116 Sebastian Inlet State Park
- 117 St. Sebastian River Preserve State Park
- 118 Kissimmee Prairie Preserve State Park
- 119 Highlands Hammock State Park
- 120 Paynes Creek Historic State Park
- 121 Alafia River State Park
- 122 Beker
- 123 Little Manatee River State Park
- 124 Cockroach Bay Preserve State Park
- 125 Skyway Fishing Pier State Park
- 126 Egmont Key
- 127 Terra Ceia Preserve State Park
- 128 Madira Bickel Mound State Archaeological Site
- 129 Judah P. Benjamin Confederate Memorial at Gamble Plantation Historic State Park
- 130 Oscar Scherer State Park
- 131 Lake Manatee State Park
- 132 Myakka River State Park
- 133 Lake June-in-Winter Scrub State Park
- 134 Okeechobee Battlefield Historic State Park
- 135 Avalon State Park
- 136 Fort Pierce Inlet State Park
- 137 Savannas Preserve State Park
- 138 Seabrook Preserve State Park
- 139 St. Lucie Inlet Preserve State Park
- 140 Atlantic Ridge Preserve State Park
- 141 Jonathan Dickinson State Park
- 142 John D. MacArthur Beach State Park
- 143 Lake Okeechobee Scenic Trail
- 144 Charlotte Harbor Preserve State Park
- 145 Stump Pass Beach State Park
- 146 Don Pedro Island State Park
- 147 Gasparilla Island State Park
- 148 Cayo Costa State Park
- 149 Mound Key Archaeological State Park
- 150 Lovers Key State Park
- 151 Delnor-Wiggins Pass State Park
- 152 Estero Bay Preserve State Park
- 153 Koreshan State Historic Site
- 154 Collier-Seminole State Park
- 155 Fakahatchee Strand Preserve State Park
- 156 Hugh Taylor Birch State Park
- 157 John U. Lloyd Beach State Park
- 158 Oleta River State Park
- 159 The Barnacle Historic State Park
- 160 Bill Baggs Cape Florida State Park
- 161 Dagny Johnson Key Largo Hammock Botanical State Park
- 162 Florida Keys Overseas Heritage State Trail
- 163 John Pennekamp Coral Reef State Park
- 164 Windley Key Fossil Reef Geological State Park
- 165 Lignumvitae Key Botanical State Park
- 166 Indian Key Historic State Park
- 167 Long Key State Park
- 168 San Pedro Underwater Archaeological Preserve State Park
- 169 Curry Hammock State Park
- 170 Bahia Honda State Park
- 171 Fort Zachary Taylor Historic State Park





# WHAT DO WE DO?

Name \_\_\_\_\_

Date \_\_\_\_\_ Park \_\_\_\_\_

Based on our mission, our job is to give people the best chance to access and enjoy natural Florida while protecting these unique places and educating people about what makes them so special.



## Mission:

Provide resource-based recreation while preserving, interpreting and restoring natural and cultural resources.



## WHAT DOES THIS MEAN?



Let's break it down.

Some important words in the mission are highlighted below. Keep reading to find out what each word means.

### Recreation

includes leisure time activities or things you do when not working or at school.

### Natural Resources

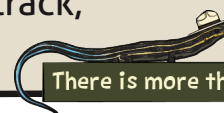
are features of the environment such as plant communities, geological elements, habitats and the animals living there.

### Cultural Resources

are parts of the park influenced or shaped by people. These are places where people lived and practiced traditions over time, where they fought a battle or where they built an archaeological mound or historic building.

### Resource-based Recreation

is when leisure time activities depend on the resources of the park. For example, walking on a trail instead of a track, sidewalk or treadmill.



There is more this way!




### CORE ACTIVITY #3

## WHAT DO WE DO?

Match the **resource-based recreation** activity to a park resource and activity icon. Draw lines to connect each grouping. Remember, you may be able to do more than one activity at a park resource! Circle the activities available at the park you are visiting today.

#### Park Resource



Lake



Trail



Beach



Campsite



Historic Site

#### Activity

Example:

Swimming

Camping

Hiking

Shelling

Programming

Paddling

Wildlife/Bird Viewing

Fishing

Picnicking

Star Gazing

Bicycling

#### Activity Icon





# WHAT IS A PARK RANGER?


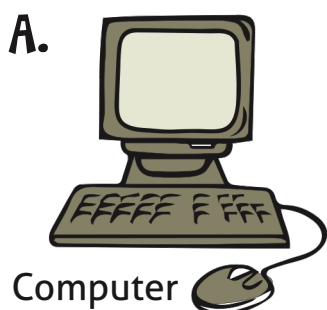
Name \_\_\_\_\_

Date \_\_\_\_\_ Park \_\_\_\_\_

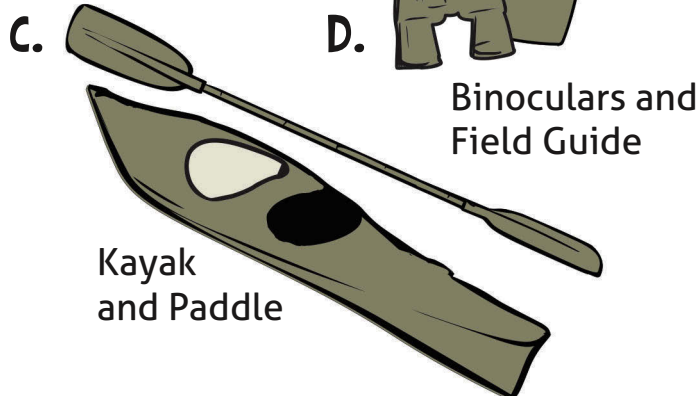
People who are excited to learn about and protect our parks often make it their job by becoming Park Rangers.

As part of the Florida Park Service family, these people are enthusiastic about caring for the parks and use a **variety of tools** in order to help manage and protect these special places.

## ADMINISTRATION



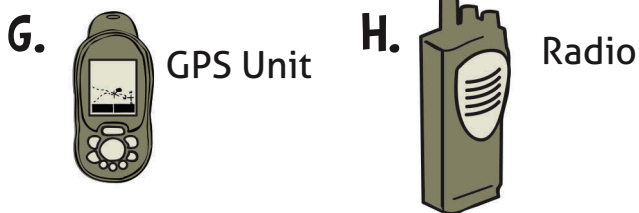
## VISITOR SERVICE




## MAINTENANCE



## PROTECTION



## RESOURCE MANAGEMENT





#### CORE ACTIVITY #4

## WHAT IS A PARK RANGER?

Write the letter of the tool from the previous page next to each task described below.

- \_\_\_\_\_ I use these items when taking a group of people on a guided beach walk to help identify animals without getting too close to the wildlife.
- \_\_\_\_\_ I use this tool to help maintain a clear path down the nature trail, making it easier for visitors to follow and view nature.
- \_\_\_\_\_ I use this piece of equipment during a prescribed fire to ignite the leaf litter in a habitat where fire is needed to help maintain a balanced ecosystem.
- \_\_\_\_\_ I use this tool to collect litter visitors accidentally leave behind in the picnic area.
- \_\_\_\_\_ I use software with this tool to know which campsites are rented each night.
- \_\_\_\_\_ I use this device to confirm the location of the park boundary, in order to improve safety and protection for the park and visitors.
- \_\_\_\_\_ I use this piece of equipment to capture images, in order to interpret and protect an archaeological resource which may change over time.
- \_\_\_\_\_ I use this set of items to take visitors out on the lake and interpret how to safely enjoy a new skill.
- \_\_\_\_\_ I use this device to communicate with other park staff and volunteers to help ensure visitor safety.
- \_\_\_\_\_ I use this item to schedule when volunteers can perform service projects such as exotic plant removal in the park.

Park Rangers do all of this and so much more! Think of at least three more tools a Park Ranger uses at this park. Write the name of the tool and describe the job on the lines below.

_____	_____
_____	_____
_____	_____





# WHAT IS A JUNIOR RANGER?

Name \_\_\_\_\_

Date \_\_\_\_\_ Park \_\_\_\_\_

**A Junior Ranger is someone who is...**


- Very Important
- Excited About Parks
- Interested in Learning
- Willing to Help
- Always Prepared and Safe

**This sounds like you!**



As a Junior Ranger, you will be joining together with other young people and the rest of the Florida Park Service family. As a team we will learn, share and serve the park visitors and the park natural and cultural resources!

**Draw yourself as a Florida State Park's Junior Ranger!**





## CORE ACTIVITY #5

# WHAT IS A JUNIOR RANGER?

You know about us, what about you? Share a little bit about you and your interests so we can get to know you as a new member of the Florida Park Service family.

1. Why do you want to be a Junior Ranger?

---

---

---

2. What is the first thing you want to learn more about?

---

---

---

3. How do you plan to Explore...*the Real Florida*<sup>SM</sup> in this park?

---

---

---

4. How do you plan to help this park during your visit?

---

---


---

5. What can you do to spread the word about Florida State Parks?

---

---

---



CORE / NATURAL / CULTURAL / RECREATION / SERVICE



FLORIDA  
State Parks  
...the Real Florida<sup>SM</sup>



# HOW CAN WE STAY SAFE?

Name \_\_\_\_\_

Date \_\_\_\_\_ Park \_\_\_\_\_

Just as a Park Rangers plan their work days, Junior Rangers need to plan their visits. To help you be prepared and stay safe, write or draw answers for today's visit in the boxes below.

**WHERE?** Where are you going?

**WHO?** Who are you going with?

**WHEN?** When are you going?

**WHAT?** What activities do you plan to do?

**HOW?** How will you prepare to be safe?



There is more this way!



## CORE ACTIVITY #6

# HOW CAN WE STAY SAFE?

Now that you have planned your visit, review these safety tips. **Check the boxes next to the safety tips which helped you prepare for today.** Be sure to review these safety tips before each park visit.



### **Weather Safety** - Protect yourself from the weather elements.

- ☐ Check the weather forecast for today.
- ☐ Bring lots of water to drink in order to prevent dehydration.
- ☐ Block the sun by wearing a hat, sunglasses and sunscreen even if it is cloudy.
- ☐ Bring a raincoat if the weather is calling for rain.



### **Insect Safety** - Protect yourself from ticks and other biting insects.

- ☐ Use insect repellent on clothing.
- ☐ Tuck pant legs into socks or shoes and wear long sleeves.
- ☐ Check yourself for ticks after spending time outside.



### **Animal Safety** - Use caution near wildlife.

- ☐ Keep a safe distance while watching wildlife.
- ☐ Avoid feeding animals in the park.
- ☐ Remember to put food away when you are not eating.



### **Plant Safety** - Use caution around poisonous plants.

- ☐ Walk on marked trails and boardwalks.
- ☐ Steer clear of leaves and vines.
- ☐ Do not eat leaves or berries.



### Using your Junior Ranger PASSPORT:

1. Pay attention to which category label is above the title on each activity sheet.
2. When you complete the activity, ask someone from the Florida Park Service to stamp your Junior Ranger Passport under the category which matches the one at the top of your activity.

### What You Can Earn:

Collect **2 Stamps** from each category, (**8 Total**) to receive a Junior Ranger Badge!

Collect **3 Stamps** from each category, (**12 Total**) to receive a Junior Ranger Patch or a Pin!



Explore...the Real Florida<sup>SM</sup>



Badge

Patch

Pin



[floridastateparks.org](http://floridastateparks.org) #FLStateParksJrRanger

Jr. Ranger: \_\_\_\_\_

Member Number: \_\_\_\_\_

#### Natural Resources



#### Cultural Resources



#### Recreation



#### Service

